




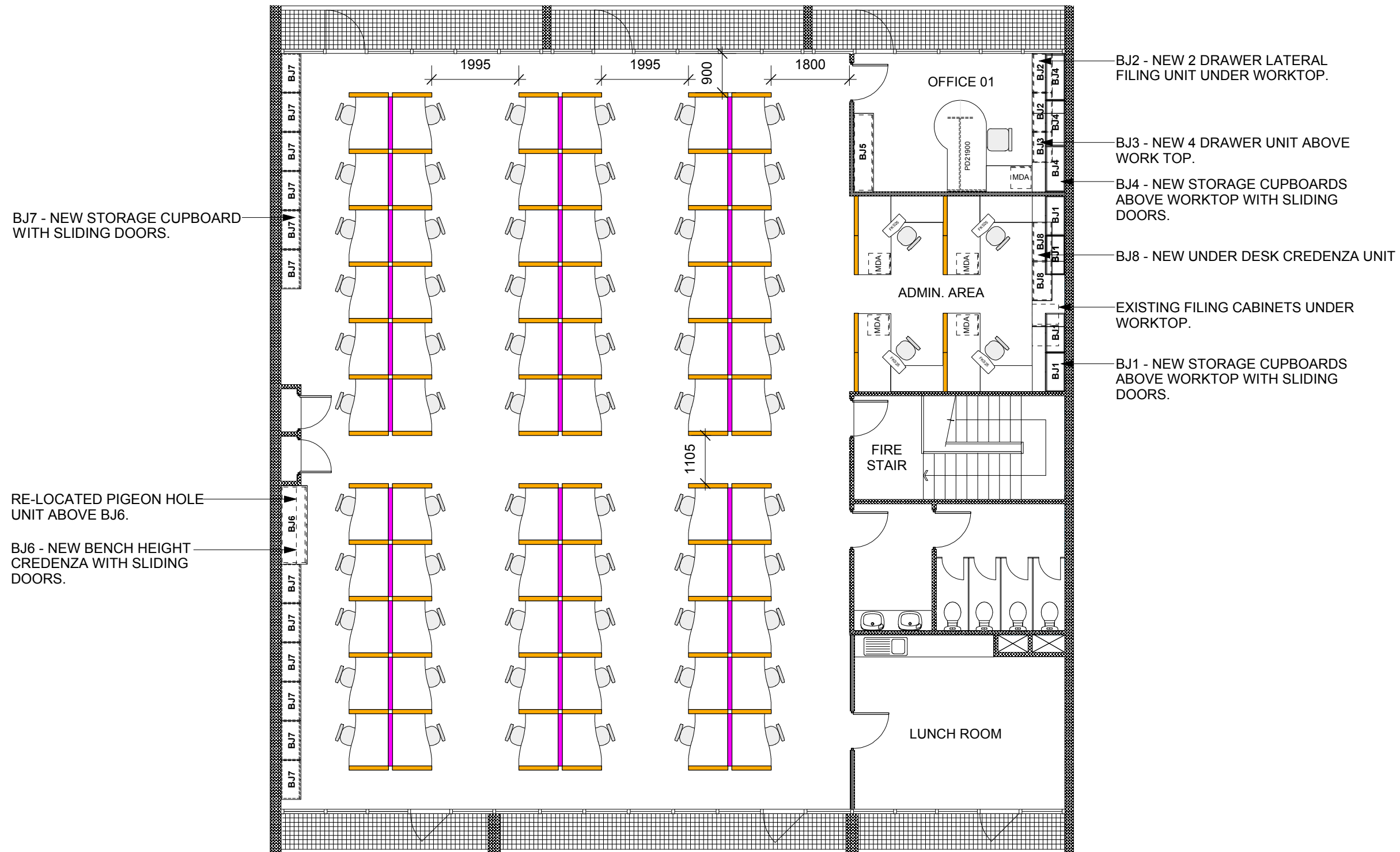


**LEGEND** CEILING HEIGHT - 2660

-  EXISTING COLUMNS AND MASONARY WALLS
-  EXISTING HALF GLASS PLASTERBOARD WALLS
-  NEW 1200H x 900W FLEX FRAME WITH 400H TILES TO BOTH SIDES.
-  NEW 1200H x 1200W FLEX FRAME WITH 400H TILES TO BOTH SIDES.

- MDA -** NEW MOBILE DRAWER UNIT 2 PEN AND 1 FILE.
- BJ# -** NEW BASIC JOINERY (SEE JOINERY DRAWINGS).
-  NEW KEYBOARD SLEEVE.



BJ7 - NEW STORAGE CUPBOARD WITH SLIDING DOORS.

RE-LOCATED PIGEON HOLE UNIT ABOVE BJ6.

BJ6 - NEW BENCH HEIGHT CRENZENZA WITH SLIDING DOORS.

BJ2 - NEW 2 DRAWER LATERAL FILING UNIT UNDER WORKTOP.

BJ3 - NEW 4 DRAWER UNIT ABOVE WORK TOP.

BJ4 - NEW STORAGE CUPBOARDS ABOVE WORKTOP WITH SLIDING DOORS.

BJ8 - NEW UNDER DESK CRENZENZA UNIT

EXISTING FILING CABINETS UNDER WORKTOP.

BJ1 - NEW STORAGE CUPBOARDS ABOVE WORKTOP WITH SLIDING DOORS.

**01 SECOND FLOOR - FURNITURE PLAN**  
SCALE 1:100

C	MC	CHANGES TO LAYOUT.	26.03.02
B	MC	CHANGES TO LAYOUT.	19.03.02
A	MC	FIRST ISSUE	13.02.02
No.	BY	AMENDMENT	DATE

PROJECT



LEVEL2, 25-27 COWPER ST  
PARRAMATTA



Suite 2002, 114-120 Old Pittwater Rd, Brookvale NSW 2100  
phone: (02) 9905 7777 fax: (02) 9939 7636

Contractor must verify all dimensions on site before commencing any work or making any shop drawings which must be approved before manufacture.

All dimensions in millimetres unless noted otherwise. Figured dimensions are to be used in preference to scaling from drawing

This document is copyright and shall remain the property of Sheldon Commercial Interiors.

Unauthorised amendment, retention, copying and use of this document, in any form what so ever, is prohibited.

DWG-TITLE

**SECOND FLOOR - FURNITURE PLAN**

SCALE	DRAWN BY	DATE	DWG. SIZE
1:100	MC	18.01.02	A3
JOB NO.	QUOTE NO.		
02-1421	Q3711		
DWG.NO.	AMENDMENT		
02-1421-02	C		